



# HINO 700

SERIES



**SAFER, CLEANER AND CONNECTED**

# TESTED TO THE LIMITS OF DURABILITY AND RELIABILITY

Quality, Durability and Reliability (QDR) are the principles the Hino reputation and name are built on. Now the Hino 700 Series takes QDR to the next level. With every component, body and engine part tested and retested for performance and longevity in all manner of road and weather conditions. This constant drive and determination to be the best is what sets the Hino 700 Series apart. It combines exciting new standards of technology and safety with a relentless commitment to QDR and delivering over the long run. No wonder why Hino continues to see success at the legendary Dakar Rally.



# SAFER, CLEANER AND CONNECTED

Hino 700 Series is the truck of the future, here today. Designed to deliver on rising business expectations, it redefines the rules in safety, emissions and connectivity. With Hino SmartSafe as standard, drive with the confidence that your vehicle features the most comprehensive safety package offered in a Hino truck for the Australian market – ever. However far you travel, complying with Euro 6 exhaust emission standards means you’ll have the cleanest drive in a Hino heavy-duty truck – ever. Manage your fleet smarter with Hino-Connect, now standard and active across the 700 Series range for the first time - ever.



# SUPERIOR TECHNOLOGY AND DRIVER COMFORT

Smart cabin technology and driver comfort are taken to a whole new level. Innovative, comfortable, and safe – ‘driver friendly’ is an understatement. Now cutting-edge technology features are at your fingertips, all housed in an impressive and intuitive wraparound dash. With new steering wheel controls, automatic climate control, a choice of True Automatic or Automated Manual transmissions, and ample storage, it adds up to a smoother, easier, and less tiring driver experience.

## Navigation System (Optional)

Get where you need to go more efficiently with the Hino truck-specific satellite navigation system. This system includes live traffic updates - and offers alternate routing, plus 3 years over-the-air map and software updates.

## Reverse Camera

Waterproofed from the elements, it offers wide view, high definition vision, along with infrared night vision. The system also features a microphone with volume control which allows the driver to hear their surroundings.

## Air Conditioning

All models feature automatic climate control.

## Tilt and Telescopic Steering

Easily tilt and reposition the steering wheel up or down for optimum driver comfort. The telescopic steering column is designed with a collision absorbing steering wheel to help protect the driver in the event of a front-on collision.

## Driver Instrument Panel

Featuring a 7" TFT LCD Multi Information Display (MID) with an easy to read high contrast instrumentation cluster consisting of enlarged speedometer and tachometer, a suite of warning gauges and lights. Get instant updates about your vehicle's operation including the Hino SmartSafe settings, driving economy, gear selection and vehicle maintenance data.

## Multimedia Unit

A large 6.5" high definition, capacitive touch screen is capable of connecting up to 4 multi-position cameras and supports AM/FM and DAB+ radio, Bluetooth music streaming and mobile phone connectivity. The highly intelligent Multimedia Unit also features an Android operating system with Wi-Fi connectivity and the benefit of over-the-air software updates.

## DIN Mounting Hole

All models feature a blank DIN mounting hole in the dash for accessories that can be added later.

## Rest Bunk

Sleeper capable of ADR42 compliance, the interior light controls can also be operated from the rest area.

## Driver Seat

Built for comfort and function over the long haul. The assortment of lumbar support adjustments and integrated seat belt operation ensure a high level of comfort, accommodating varying occupant heights and reducing fatigue.

# HINO SMARTSAFE COMES STANDARD

Operating safely has become a critical industry issue. Hino have responded by ensuring that the 700 Series offers the most comprehensive safety package ever\* - with Hino SmartSafe. This advanced safety technology is engineered as standard inclusions not optional extras, and will ultimately act as an aid to safeguard your drivers, the community and your business.

## Vehicle Stability Control (VSC)\*

VSC can prevent the truck from rolling over when entering or exiting a corner too fast by monitoring the steering angle, wheel rotation speed, yaw rate and lateral G forces. VSC is also able to enhance vehicle stability on slippery surfaces by autonomously reducing engine power and applying the brakes to individual wheels, helping to prevent the truck from sliding.

## Anti-Slip Regulator (ASR)\*

Commonly known as traction control, ASR can apply the brakes on individual wheels and control engine torque to provide enhanced traction under acceleration on slippery surfaces or when a vehicle has lost traction.

## Electronic Brake System (EBS)\*

uses an electronic signal from the brake pedal to a control unit near the brake actuation valves. This electronic signal is faster than a pneumatic signal, which improves braking response times to reduce braking distance.

## Adaptive Cruise Control (ACC)\*

Automatically controls the road speed of the vehicle as set by the driver, which reduces fatigue and can improve overall fuel efficiency.

## Driver Monitor (DM)\*

Provides constant monitoring of the driver's attention towards the road using a camera mounted in the A Pillar to detect driving posture, face orientation, and eyelid status.

## Pedestrian Detection (PD)\*

Detects the possibility of a collision to warn the driver to apply the brakes using both visual and audible alerts. If the collision is imminent it can autonomously apply the brakes.

## Lane Departure Warning System (LDWS)\*

Alerts the driver both visually and audibly if the vehicle deviates from its lane without the turn indicators being engaged by the driver.

## Safety Eye (SE)\*

Part of the Pre-Collision System, Safety Eye provides visual and audible alerts to warn the driver if it detects the possibility of a collision.

## Pre-Collision System (PCS)\*

The system can detect a vehicle in front using radar and image sensors. Should it detect the possibility of a collision it can warn the driver to apply the brakes using both visual and audible alerts. If the system determines imminent collision, it can autonomously apply the brakes to mitigate damage.

## Anti-Lock Braking System (ABS)\*

Heavy braking applications can spell potential danger for drivers and other road users. ABS modulates braking pressure to ensure maximum braking force and assist the driver to maintain vehicle control and road safety.

# SAFETY IS IN THE HINO DNA

At Hino, safety is a central design principle. With the Hino 700 Series, our engineers have planned, designed and built with safety uppermost in mind. Safety is integrated throughout, from operating systems to body components, to maximising visibility and driver protection. Best of all, Hino SmartSafe comes standard across every Hino 700 Series model.

#### Driver SRS Airbags

All models have an SRS airbag-equipped steering wheel to protect the driver in the event of a front-on collision.

#### Cab Safety Cell

The cab is purpose-designed and built to comply with stringent driver and passenger safety criteria. All 700 Series models are constructed to meet UN ECE R29 European cab strength certification.

#### Easy Start

Standard on all 13 litre models. Prevents roll-back when starting on hills by maintaining brake force even after the brake pedal has been released.

#### Daytime Running Lamps (DRL's)

When you increase your visibility, you increase your safety profile. DRL's are designed to announce your presence and run anytime the truck headlamps are not being operated. Boasting enhanced aesthetics as well as safety, they are standard on all 700 Series models.

#### Fog & Cornering Lamps

Driving in foggy conditions can be a challenge particularly on country roads. All models have white fog lamps. Cornering lamps operate independently and enhance visibility when manoeuvring in low light conditions.

#### LED Headlamps

LED headlamps now include a new auto setting which senses low light conditions and switches on the LED headlights. As well as turning them off when the driver exits the vehicle reducing the likelihood of a flat battery which can occur if the driver accidentally leaves the headlights on.


#### Front Underrun Protection (FUP)

A structural safety feature at the bottom front of the truck which prevents a car being trapped underneath in the event of a collision. FUP also helps keep steering intact so the vehicle can be safely steered away from further serious impact.



# EXPANDED MODEL RANGE, A09 ENGINE AND TRANSMISSION

Experience improved drivability, operational efficiency and reduced emissions from an expanded range - the 700 Series models suit more customer applications and operating requirements. There are now two base engine types (and associated transmissions) to choose from - the Euro 6 A09C 9 litre engine and E13C 13 litre engine. There is also a wider range of axle configurations and engine power ratings with an exclusive two-pedal transmission line up. The A09C 9 litre, a variant of which features in the 500 Series Wide Cab, offers a solution in the 300-400 horsepower segment and is mated to the six-speed Allison true automatic transmission. Hino is the only Japanese manufacturer to offer a true automatic transmission option across the light, medium and heavy-duty model ranges.



## Transmission

The A09C-VP engine that delivers 320hp (235kW) and 1275Nm of torque delivered from 1,100 - 1,600rpm, and is mated to the six-speed Allison 3200 true automatic transmission.

The A09C-VN engine with 360hp (265kW) and 1569Nm of torque delivered from 1,100 - 1,600rpm, and is matched to the larger and stronger six-speed Allison 4440 true automatic transmission.

## Differential Lock

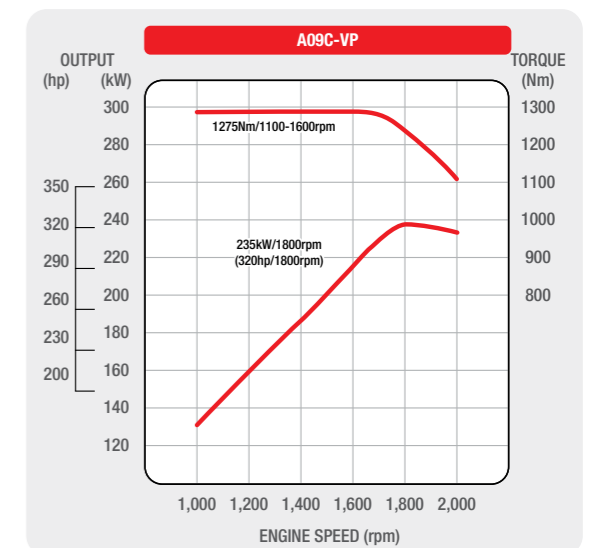
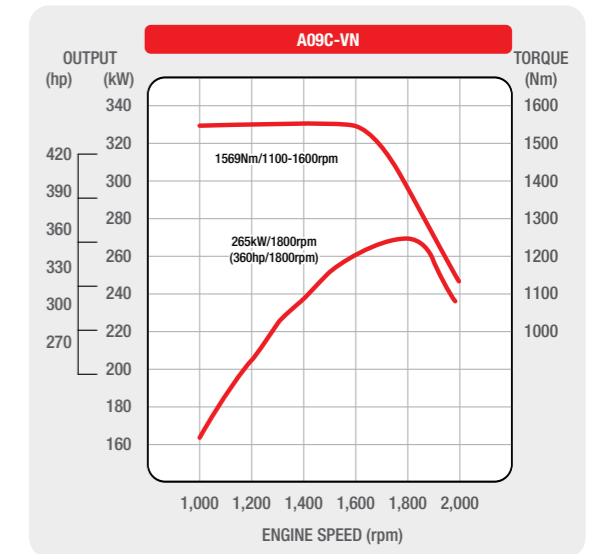
Differential cross locks are standard on all models. By locking each of the two sets of wheels on the axle to the same rotational speed, this feature helps maximise traction.

## Hino 700 Series meets Euro 6 Emissions Standards

The A09C engine meets Euro 6 exhaust emissions compliance, using a combination of the Hino Selective Catalytic Reduction (SCR) system, cooled Exhaust Gas Recirculation (EGR) and the ever reliable Hino Diesel Particulate Active Reduction Filter (DPR).

## True Engine Brake



For exceptional downhill control, auxiliary braking comes courtesy of the engine retarder brake. Better known as a Jacobs Engine Brake® or 'Jake Brake', Hino 700 Series is the only Japanese heavy-duty truck with a Jacobs Engine Brake®.



# THE POWER TO PERFORM, E13 ENGINE AND TRANSMISSION

The reliability of the Hino E13C engine has been proven time and again over countless kilometres travelled on Australian roads. Meeting Euro 6 exhaust emissions compliance, the E13C engine is available in two power ratings of 450hp and 480hp.

All 13 litre models receive standard auxiliary braking, courtesy of the 'Jake Brake' (or Jacobs Engine Brake®), in addition to market leading auxiliary braking via the ZF Intarder, which not only improves drivability and operational efficiency but also extends the service brake life.



## Engine

The E13C-BL engine delivers peak power of 450hp (331kW) and 2157Nm of torque.

The E13C-BK engine with 480hp (353kW) and 2157Nm of torque delivered from 1,000 and 1,500rpm, offering improved drivability and fuel efficiency.

## Transmission

The E13C engines are matched to the latest generation of the ZF 16-speed Automated Manual Transmission (AMT), the TraXon TX 2441TO.

## Differential Lock

Differential cross locks are standard on all models. By locking each of the two sets of wheels on the axle to the same rotational speed, this feature helps maximise traction.

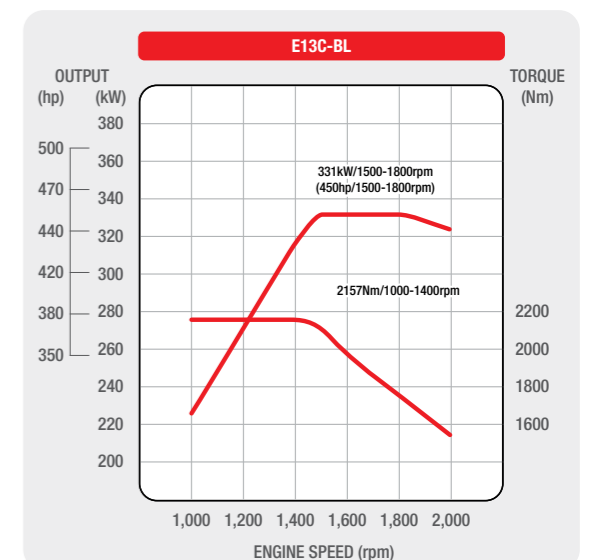
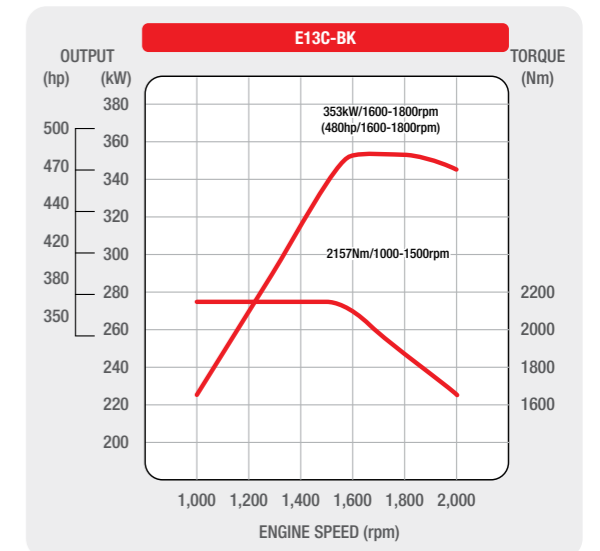
## Hino 700 Series meets Euro 6 Emissions Standards

The E13C engine meets Euro 6 exhaust emissions compliance, using a combination of the Hino Selective Catalytic Reduction (SCR) system, cooled Exhaust Gas Recirculation (EGR) and the ever-reliable Hino Diesel Particulate Active Reduction Filter (DPR).

## True Engine Brake

The Hino 700 Series is the only Japanese heavy-duty truck with a Jacobs Engine Brake®.

All 13 litre models receive additional auxiliary braking from the ZF intarder, which is integrated into the rear of the 16-speed ZF TraXon TX 2441TO Automated Manual Transmission (AMT).





# FOR SUPERIOR BUSINESS INTEL AND SUPPORT, GET CONNECTED



Hino-Connect is next-generation business telematics that combines key performance data tracking in real-time, remote diagnosis of vehicle faults and 24/7 alerts delivered to you and your Hino-Connect Specialist for priority repair and service support. Benefit from the total business intelligence solution designed to reduce costs, optimise performance, improve safety, and help you make better informed decisions. Hino-Connect is standard and active across the 700 Series range.

Find out more at [hino.com.au/hino-connect/](http://hino.com.au/hino-connect/)

## BUSINESS INTELLIGENCE

### Tracking key performance data in real-time

Track and improve key areas of your business including driver behaviour, fuel efficiency, driver safety and vehicle utilisation giving you full operational visibility.

## REMOTE DIAGNOSTICS

### Diagnosing and reporting vehicle faults, 24/7

In the unlikely event of a severe fault being detected, an alert is sent straight to the driver, yourself and your Hino-Connect Specialist. This allows you to plan, stay informed and book a Hino dealer service, should one be required.

## ENHANCED CARE

### Your Hino-Connect Specialist is here to help

If your truck requires a repair, you will be supported through every step of the process by your Hino-Connect Specialist.

Liaising between you and the dealer, to answer your questions, track and oversee the repair's progress and to get the truck back on the road quickly.



# AN EXTERIOR BUILT TO WORK

On the outside, the Hino 700 Series is built to make working hard easier. With visibility a prime driver concern, it comes with a combination of large flat, heated, electronically adjustable mirrors, separate convex spotter mirror and a kerb observation mirror. Cabin accessibility has never been simpler or more driver friendly. The chassis is built from high tensile 620Mpa steel and features payload-increasing new suspensions on many models.

## New Air Intake

The rear of cab mounted air intake is now a more slimline design to allow for longer bodies. The intake is located high up on the driver's side which receives cleaner air than a passenger intake.

## Accessibility

Generous sized door openings, staircase steps and conveniently placed cab grab handles provide 3-point contact, for improved entry/exit accessibility and safety. Large self-cleaning footsteps keep mud and grit out of the cab.

## Chassis

The grid hole chassis is manufactured from 620Mpa high tensile steel built to last over the long run. The chassis design is well liked by truck body manufacturers because it allows for easy installation.

## Visibility

A comprehensive offering consisting of individual large, flat, heated and electronically adjustable mirrors with a separate adjustable convex spotter mirror plus a front of vehicle and a kerb observation mirror. Designed to see whatever is behind, below or to the side of the cab improving safety and reducing the possibility of damage.



## Suspension

A significant redesign of the rear suspensions on leaf-suspended models has improved articulation, lowered the tare weight and improved the payload.

All Hino FY 8x4 models now have an additional one tonne of payload compared to the previous model, courtesy of the Hino load share front suspension which increases the on road steer axle capacity axle capacity to 11 tonnes.

# WE MAKE IT GENUINE YOU MAKE IT YOURS

It's your office, it's your home away from home, so it's only natural that you should accessorise your vehicle just the way you like it. Manufactured to our exacting QDR standards, they fit first time, every time. Whether you want the full protection of a bullbar, the surety of a navigation system or the comfort of sheepskin seat covers, you want Hino Genuine Accessories. All backed by a 3 Year Unlimited Kilometre Warranty\* when fitted by an authorised Hino dealer.



Full Protection Bullbar



Mid Profile Bullbar



Low Profile Bullbar



Sun Visor



Wheel Cover



Lane Change Assist System



Sun Visor



Dash Mat



Stone Guard



Seat Covers - Canvas

Seat Covers - Carbon

Seat Covers - Sheepskin



Dash Camera (DVR Camera System)



Tyre Pressure Monitoring System



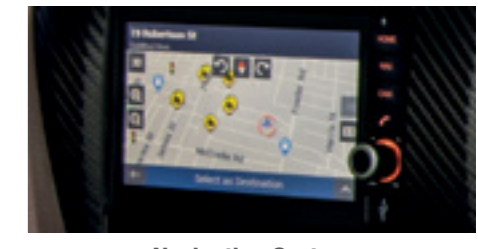
Footwell Liner



UHF CB Radio



Rubber Floor Mat



Navigation System

\*Please refer to the website for full terms and conditions on 3 years unlimited kilometre accessories warranty.

# MORE MODELS, MORE POWER, MORE CHOICE

The Hino 700 Series features more models for you to choose from, no matter what sort of business you run. There is a wider range of axle configurations, including 4x2, 6x2, 6x4 and 8x4. More transmission and engine options, with the proven A09C 9L engine producing 320hp or 360hp and the ever reliable E13C 13L producing 450hp or 480hp. It all adds up to an enhanced driving experience from a bigger, better and cleaner range of heavy-duty trucks.

**A09 FH 1832**



**E13 SH 1845**



**A09 FR 2632**



**E13 FS 2848**



**A09 FS 2632**



**E13 SS 2848**



**A09 FY 3036**



**E13 FY 3248**



# YOU HAVE OUR TOTAL SUPPORT

THAT'S HINO **ADVANTAGE**

Hino Advantage is all about you. It's the total support customer care program designed to keep your business driving ahead. Hino Advantage provides you access to an extensive range of integrated support solutions that are driven to do more for you.

Operating safely is critical for any business, and Hino SmartSafe guarantees safer travels for drivers, passengers, and other road users alike.

With efficiency being a key part of your profitability, Hino-Connect is the cutting-edge telematics solution that delivers superior business intel to help you make smarter business decisions. And because you want to avoid unforeseen costs over the long run, we have Capped Price Servicing across the range.

Now you can profit from solutions that allow you to budget ahead, minimise costly downtime and maximise uptime.

**Hino Advantage. More Support, More Solutions, More For You.**

Find out more at [hino.com.au/hino-advantage/](http://hino.com.au/hino-advantage/)





**For further information please visit [hino.com.au](http://hino.com.au) or call 1300 014 466**

Hino Trucks are distributed in Australia by Hino Motor Sales Australia Pty Ltd A.C.N 064 989 724. All efforts have been made to ensure the information contained in this brochure was correct at time of printing or uploading. Hino Motor Sales Australia Pty Ltd reserves the right to alter any details of the specifications and equipment without notice. Hino in so far as it is permitted by law to do so, shall not be liable in any way as a result of any reliance placed by any person on anything contained in this brochure. You should therefore check with your authorised Hino dealer at the time of ordering our vehicle to ensure that colour, specifications, equipment, design features and options are available for the vehicle you are ordering. Please note that some options may only be available in combination with others. Authorised Hino dealers will on request provide up to date information on all accessories, design features, prices and availability. HB700 - 12/2022